

9900AEGIS DATA SHEET 80, 100, 150, 160, & 225 KVA UPS

>99.9993%
Uptime




Reliable Power for Enterprise

Mitsubishi Electric's years of expertise in the manufacturing and control of power electronics creates a UPS design that maximizes efficiency across all load ranges while reducing the footprint and waste heat generated by the system. Mitsubishi Electric delivers the highest reliability among backup power equipment suppliers with an industry leading 15 year capacitor life and industrial grade fans. This combination of technology and reliability allows Mitsubishi Electric to deliver a UPS that can reduce a customer's operating expenses while avoiding costly downtime.

If your critical load requires redundant power configurations, the 9900AEGIS is capable of operating in a multi-module system with the redundant parallel controls and static bypass located in the individual UPS modules. This allows Mitsubishi Electric to offer system redundancy, reliability, and flexibility with simple and cost saving scalability.

ABOUT US

The Mitsubishi Electric name has long been recognized as one of the world's leaders in the manufacture of electrical products. From its founding in 1921, Mitsubishi Electric has been at the forefront of technical ingenuity and product innovation. Since 1964, Mitsubishi Electric has been manufacturing precision engineered highly reliable Uninterruptible Power Supplies and solving the challenges of American critical facilities since 1985. Mitsubishi Electric leads the way in technological advances of uninterruptible power supplies and is the only major brand that manufactures its own semiconductors. Mitsubishi Electric holds the highest efficiency rating for the AC-Double Conversion (VFI) category on the Energy Star web site and openly shares reliability data.



OUR SERVICES

Mitsubishi Electric's highly reliable and efficient products are backed by a full range of Field and Factory Services:



FACTORY TESTING & STARTUP



24/7 CUSTOMER SUPPORT



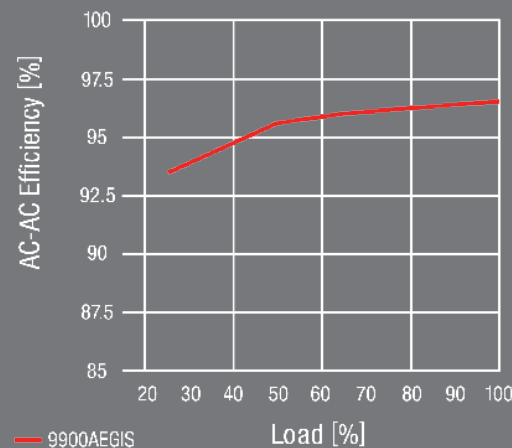
MAINTENANCE & REPAIRS



BATTERIES & BATTERY SERVICES

FEATURES & BENEFITS



- ① Transformer-less design using 3-level IGBT topology
- ② Up to 97% efficient in double conversion
- ③ Compact design: 80-160kVA - 27.6" wide; 225kVA – 35.4" wide
- ④ Parallel up to 4 modules
- ⑤ 15 year capacitor life
- ⑥ UL924 compliant configurations



Simply call 800-887-7830 for assistance.

COMPLETE SOLUTIONS

While the UPS is the most critical piece of infrastructure in a data center, Mitsubishi Electric can customize a complete and seamless backup solution to suit a customer's specific needs. A variety of peripherals including maintenance bypasses, DC energy solutions, and communication options are readily available.



Battery Cabinets



Paralleling Cabinet w/ UPS

NOTE: Above illustrations are not to scale.

IT'S TIME TO RETHINK YOUR UPS.

www.MitsubishiCritical.com
 UPSsales@meppi.com
 800-887-7830
 724-772-2555



SA-ENL0054 Rev1 (03/21)

9900AEGIS					
Rated Output kVA	80	100	150	160	225
Rated Output kW	72	90	135	144	202.5
AC INPUT					
Configuration	3 phase 3 wire				
Voltage	480V +15%, -20%				
Frequency	60Hz ± 10%				
Power Factor	> .99 Typical				
Reflected Current THD	3% typ. at 100% load, 5% typ. at 50% load				
BYPASS					
Configuration	3 phase 3 wire				
Voltage	480 V				
Frequency	60 Hz ±5%				
BATTERY					
Nominal Voltage	480 Vdc				
Minimum Voltage	400 Vdc				
Float Voltage	Up to 600 Vdc				
Type	VRLA, VLA, NiCad, Lithium Ion, Flywheel				
AC OUTPUT					
Configuration	3 phase 3 wire plus ground				
Voltage	480V				
Voltage Regulation	±1% for balanced load; ±2% for unbalanced load				
Manually Adjustable Output Voltage	±5% range				
Voltage Balance	1%				
Voltage THD	2% max. at 100% linear load; 5% max. at 100% non-linear load				
Transient Response	±2% for step load; ±1% for loss/return of AC input; ±5% for retransfer from bypass to inverter				
Transient Recovery Time	20 ms				
Frequency	60Hz				
Frequency Regulation	±0.01% in free running mode				
Phase Displacement	±1° for 100% balanced load; ±3° for 100% unbalanced load				
Power Factor	0.90				
Overload Capacity	105% to 110% for 1 hour; 111% to 2 minutes; 126% to 150% for 1 minute				
ENVIRONMENTAL					
Cooling	Forced Air				
Operating Temperature	32°F to 104°F (0°C to 40°C); Recommended 59°F to 77°F (15°C to 25°C)				
Relative Humidity	5% to 95% non-condensing; Recommended 30% to 90%				
Altitude	0 to 7400 feet (2250 m)				
Location	Temperature-controlled, indoor area free of conductive contaminants				
Clearance Required (Max)	Top: 19.7 in; Front: 39.4 in				
GENERAL					
Weight (lbs)	772	772	860	860	1,080
Dimensions (WxDxH)	27.6 x 32.8 x 80.6	27.6 x 32.8 x 80.6	27.6 x 32.8 x 80.6	27.6 x 32.8 x 80.6	35.4 x 32.8 x 80.6
Heat Rejection (kBTU/Hr) @ 100% Load	8.6	10.8	16.7	18.3	22.8