




# COMPLETE SOLUTIONS



*While the UPS is the most critical piece of infrastructure in a data center, Mitsubishi Electric can customize a complete and seamless backup solution to suit a customer's specific needs. A variety of peripherals including maintenance bypasses, DC energy solutions, and communication options are readily available. With its abundance of highly trained and experienced project engineers on staff, Mitsubishi Electric has accumulated a wealth of knowledge and expertise in designing specialized integral power solutions involving skids, containers, and Megapods®.*

*Simply call 800-887-7830 for assistance.*



## ABOUT US

Since 1964, Mitsubishi Electric has manufactured precision-engineered, high quality uninterruptible power supplies to protect its customers' mission critical equipment during times of power instability. Mitsubishi Electric leads the industry in designing and manufacturing reliable, environmentally friendly UPS systems to extend uptime, prevent data loss and protect against power surges. Mitsubishi Electric division offers systems in both single- and multi-module configurations and a broad range of kVA capacities, from 6 kVA to over 2 MVA.

## OUR SERVICES

With more than 250 certified technicians in the field, Mitsubishi Electric offers around the clock protection, keeping your operations safe against outages, grid decay and other crucial threats to the flow of business. Offerings include routine maintenance checks, priority demand on parts and service, and 24/7 communication with experienced technical support staff. Comprehensive maintenance inspections include UPS diagnostic reports, complete battery testing, and site hazard checks to keep your systems running at maximum efficiency. Other services include factory witness testing and collaborative engineering. With their highly skilled technicians, day and night technical support, and premier equipment, Mitsubishi Electric has the resources to keep customers safe from the unexpected.

## IT'S TIME TO RETHINK YOUR UPS.



UNINTERRUPTIBLE POWER SUPPLIES

[www.mitsubishicritical.com](http://www.mitsubishicritical.com)

[UPSsales@meppi.com](mailto:UPSsales@meppi.com)

800-887-7830

SA-ENL0021 R4 (12/19)



UNINTERRUPTIBLE POWER SUPPLIES

# 9900CX HYPER-SCALE UPS

*Mitsubishi Electric's revolutionary line of UPS products are designed specifically for the relentless demand of cloud and colocation services facing today's hyper-scale data centers.*



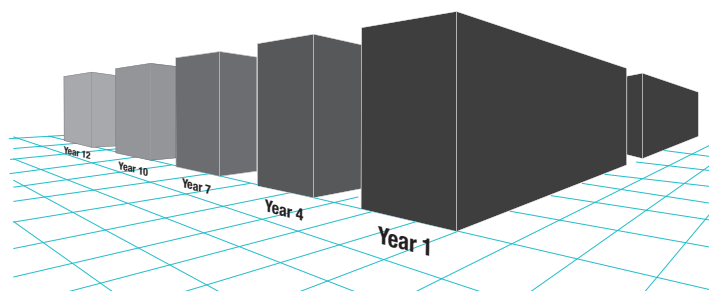
# RELIABILITY



*If downtime in your business equals disaster, Mitsubishi Electric delivers the highest reliability among backup power equipment suppliers through robust proprietary technology designed to deliver continuous power in the most demanding environments. Whereas competitors only estimate their reliability, Mitsubishi Electric's installed base of 9900 series uninterruptible power supplies have sustained load carrying capability more than 99.9992% of their actual operational history.*

*The 9900CX Series UPS also features N+1 redundancy constructed of modular power electronics in parallel. If one of these modules were to fail, the 9900CX internal controls would isolate the module while continuing to provide critical power protection.*

# >99.9992 Uptime

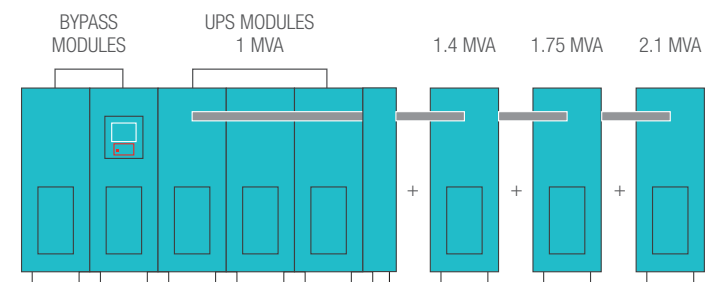


BUILD OUT OF DATA CENTER OVER TIME

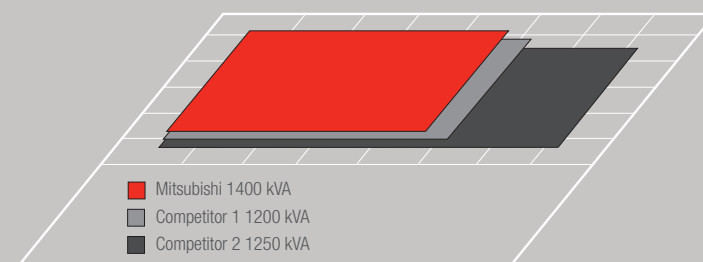
# GROWTH

*Expandability is a key feature of the 9900CX Series UPS. Its modular design enables supplemental modules to be added over time as warranted by increasing capacity needs, making hyper-scale expansion faster, easier and more economical.*

## 9900CX SERIES EXPANDABILITY



# FOOTPRINT COMPARISON

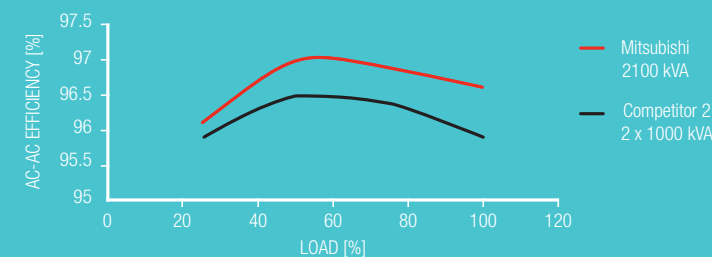


# ALL THE POWER

*Two-thirds the footprint.*

*The 9900CX Series UPS creates more white space. It can handle the same load in 65% of the footprint, meaning 35% more space can be allocated to revenue generation. The 9900CX also has up to a 24% higher power density than any other UPS, maximizing power output while minimizing gray space.*

# EFFICIENCY



*The 9900CX Series is optimized around typical loads of 25% to 75% while delivering high efficiencies across all hyper-scale load levels.*

*Higher efficiencies reduce energy costs and significantly impact a data center's bottom line. Mitsubishi Electric's proprietary double-conversion technology delivers this efficiency without compromising load and power protection like competitors' big boxes running in "ECO" mode.*

## 9900 CX UPS AC/AC EFFICIENCY CURVES

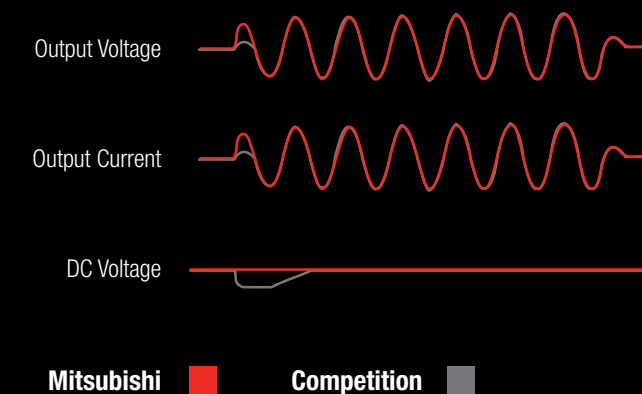
| Load % | 2100 kVA | Competitor 2: 2 x 1000 kVA |
|--------|----------|----------------------------|
| 25     | 96.1     | 95.9                       |
| 50     | 97       | 96.5                       |
| 75     | 96.9     | 96.4                       |
| 100    | 96.6     | 95.9                       |


# CONTROL

*How an IGBT power device is controlled is key to achieving optimum performance characteristics of a UPS. Utilizing a combination of high sampling rates and Direct Digital Control (DDC), the 9900CX is able to provide superior performance under all load conditions.*

*Benefits to the customer include excellent output voltage control, dynamic inverter response, and minimal voltage distortion during full load steps without the DC source. These characteristics maximize the performance of the UPS and increase the overall reliability of components and the system.*

## FULL LOAD STEPS



Mitsubishi  Competition 