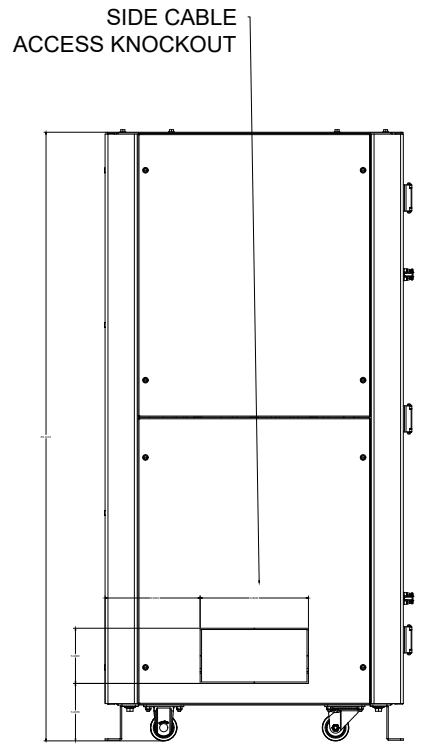
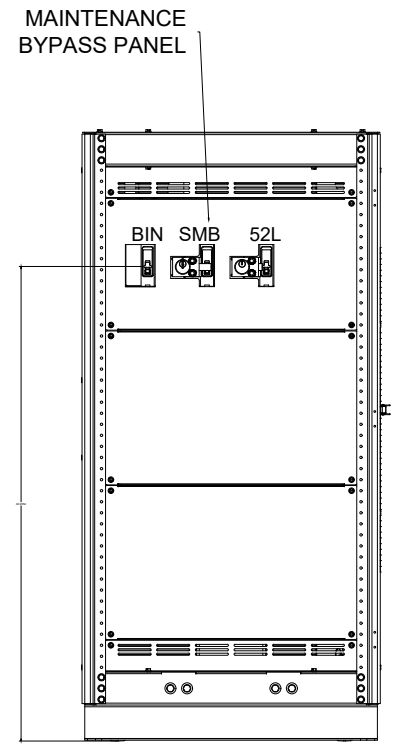


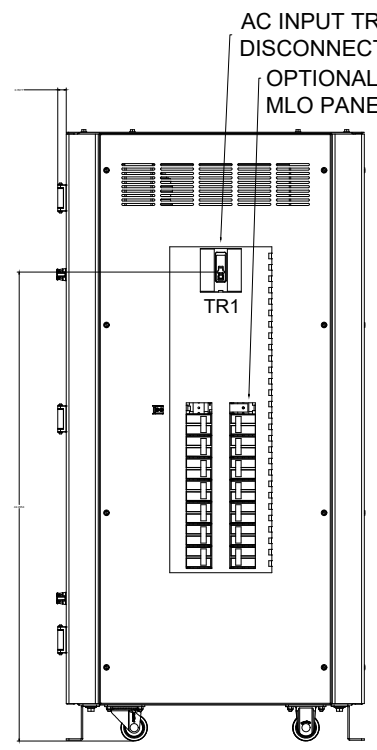
TOP VIEW



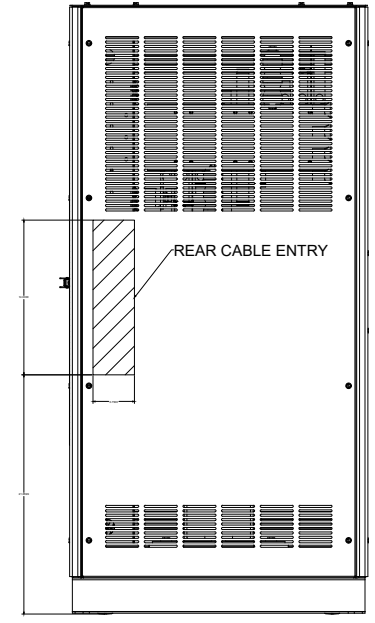
LEFT SIDE VIEW



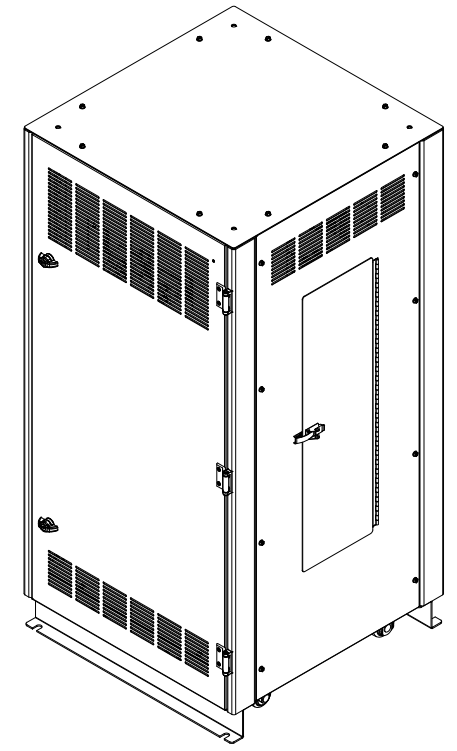
FRONT VIEW (DOOR REMOVED)



RIGHT SIDE VIEW (PANELBOARD DOOR REMOVED)



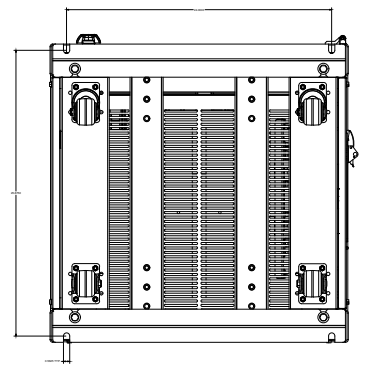
REAR VIEW



ISOMETRIC VIEW

**NOTES:**

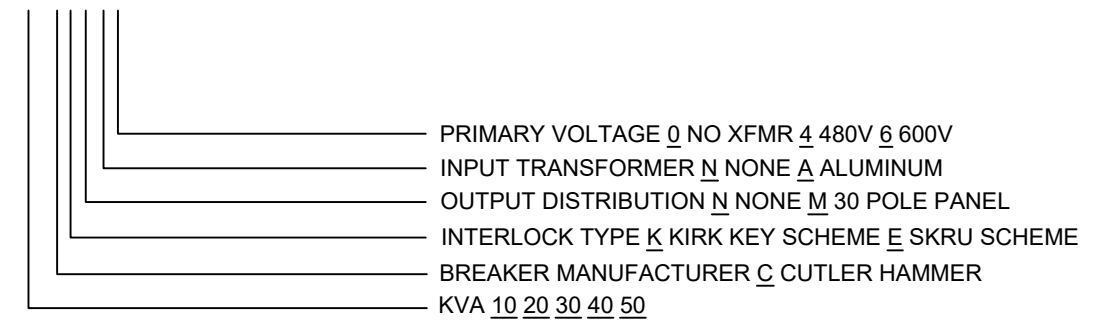
- APPROXIMATE WEIGHT: 830 LBS.
- 1. ASSEMBLY IS UL LISTED TO UL 891.
- 2. NEMA 1 TYPE ENCLOSURE.
- 3. THE CABINET IS CONSTRUCTED FROM GALVANIZED STEEL.
- 4. FINISH IS N1.5 (BLACK) POWDER COAT ON ALL EXTERNAL AND VISIBLE SURFACES, INTERIOR PANELS AND MOUNT BRACKETS ARE GALVANIZED FINISH.
- 5. THE UNIT IS DESIGNED TO MEET THE 2009 EDITION OF THE INTERNATIONAL BUILDING CODE (IBC) AND THE 2010 EDITION OF THE CALIFORNIA BUILDING CODE (CBC) TO MEET DESIGN CATEGORY F, SS = 2.0 AND IMPORTANCE FACTOR 1.5.
- 6. TOP AND REAR CABLE ENTRY ONLY.
- 7. THE UNIT MUST BE MOUNTED TO THE RIGHT SIDE OF UPS.
- 8. A MINIMUM CLEARANCE OF 36" IS REQUIRED AT THE FRONT AND RIGHT SIDE OF THE CABINET.



BOTTOM VIEW

**PART NUMBER BREAK DOWN**

UD100169-50-CKNN0



REVISIONS
0. INITIAL RELEASE EGF 9-20-12
1. UPDATED NOTES EGF 10-4-12
2. UPDATED PN MATRIX EGF 10-15-12
3. ADDED 600KVA XFMR RATING TO TABLE ZZAJAC 8/16/21

DIMENSIONS IN: IN [MM]	SCALE -NTS-	DRAFTER EFALK	DATE 9/20/12	<p><b>MITSUBISHI ELECTRIC</b></p>		
<small>PROPRIETARY</small> <small>This document is the property of Mitsubishi Electric Power Products, Inc. and contains proprietary and confidential information which must not be duplicated, used or disclosed other than as expressly authorized by Mitsubishi Electric Power Products, Inc.</small>		APPROVED K.BEAMER	DATE 9/20/12		TITLE 1100 SERIES UPS PERIPHERAL 3 BREAKER BYPASS W/ DISTRIBUTION AND XFMR	
CORE [REFERENCE] DRAWING				DWG. NO.	SHEET 5 OF 2	REV.
				UD-100169		3

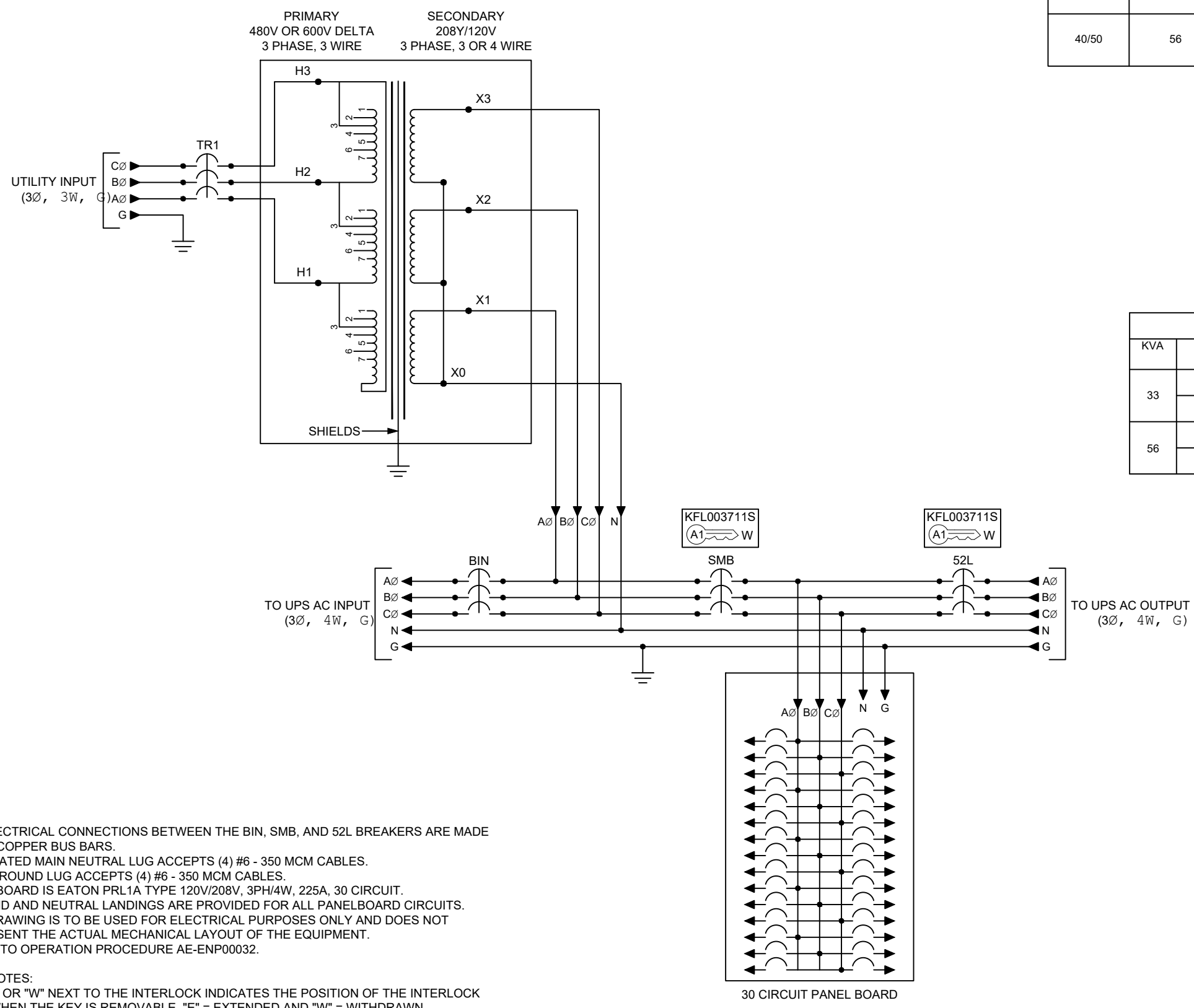
TRANSFORMER DISCONNECT CIRCUIT BREAKER SUMMARY (TR1)							
UPS KVA	XFRMR KVA	INPUT VOLTAGE	BREAKER MODEL	TRIP	BREAKER AIC	ASSEMBLY AIC	WIRE RANGE
10/20/30	33	480	HFD3050	50A	65K @ 480VAC	65K @ 480VAC	(1) 14 - 1/0
		600	FDB3040	40A	14K @ 600VAC	10K @ 600VAC	
40/50	56	480	HFD3090	90A	65K @ 480VAC	65K @ 480VAC	
		600	FDB3070	70A	14K @ 600VAC	10K @ 600VAC	

MAINTENANCE BYPASS CIRCUIT BREAKER SUMMARY (BIN, SMB, 52L)				
UPS KVA	BREAKER MODEL	TRIP	AIC	WIRE RANGE
10	EHD3040	40A	18K @ 240VAC	(1) 14 - 1/0
20	EHD3080	80A	18K @ 240VAC	(1) 14 - 1/0
30	EDB3110	110A	22K @ 240VAC	(1) 4 - 4/0
40	EDB3150	150A	22K @ 240VAC	(1) 4 - 4/0
50	EDB3200	200A	22K @ 240VAC	(1) 4 - 4/0

TRANSFORMER RATINGS								
KVA	PRIMARY VOLTAGE	SECONDARY VOLTAGE	FREQUENCY	MATERIAL	TEMP RISE	K FACTOR	IZ%	TP1 EFFICIENCY
33	480	208Y/120	60 HZ	AL	150°C	K0	4.5	97.54%
	600						4.6	
56	480						3.4	97.81%
	600						3.5	

HIGH VOLTAGE: LINES ON H1, H2, H3								
XFRMR PRIMARY (V)	TAP CONFIGURATION							
	CONNECT	1	2	3	4	5	6	7
480	VOLTS	504	492	480	468	456	444	432
600		630	615	600	585	570	555	540

LOW VOLTAGE: LINES ON X1, X2, X3	
LINE - LINE	LINE - NEUTRAL
208 V	120 V



- NOTES:
- ALL ELECTRICAL CONNECTIONS BETWEEN THE BIN, SMB, AND 52L BREAKERS ARE MADE USING COPPER BUS BARS.
  - 200% RATED MAIN NEUTRAL LUG ACCEPTS (4) #6 - 350 MCM CABLES.
  - MAIN GROUND LUG ACCEPTS (4) #6 - 350 MCM CABLES.
  - PANELBOARD IS EATON PRL1A TYPE 120V/208V, 3PH/4W, 225A, 30 CIRCUIT.
  - GROUND AND NEUTRAL LANDINGS ARE PROVIDED FOR ALL PANELBOARD CIRCUITS.
  - THIS DRAWING IS TO BE USED FOR ELECTRICAL PURPOSES ONLY AND DOES NOT REPRESENT THE ACTUAL MECHANICAL LAYOUT OF THE EQUIPMENT.
  - REFER TO OPERATION PROCEDURE AE-ENP00032.

- KIRK KEY NOTES:
- THE "E" OR "W" NEXT TO THE INTERLOCK INDICATES THE POSITION OF THE INTERLOCK BOLT WHEN THE KEY IS REMOVABLE. "E" = EXTENDED AND "W" = WITHDRAWN.
  - THE KEY OR KEYS NEXT TO THE INTERLOCK INDICATES THE KEY NUMBER THAT FUNCTIONS WITH THE INTERLOCK.

REVISIONS
0. INITIAL RELEASE EGF 9-20-12
1. UPDATED NOTES EGF 10-4-12
2. UPDATED PN MATRIX EGF 10-15-12
3. ADDED 600KVA XFRMR RATING TO TABLE ZZAJAC 8/16/21

DIMENSIONS IN: IN [MM]	SCALE -NTS-	DRAFTER EFALK	DATE 9/20/12	<p><b>MITSUBISHI ELECTRIC</b></p>
<small>PROPRIETARY</small> <small>This document is the property of Mitsubishi Electric Power Products, Inc. and contains proprietary and confidential information which must not be duplicated, used or disclosed other than as expressly authorized by Mitsubishi Electric Power Products, Inc.</small>		APPROVED K.BEAMER	DATE 9/20/12	
<small>TITLE</small> 1100 SERIES UPS PERIPHERAL 3 BREAKER BYPASS W/ DISTRIBUTION AND XFRMR				<small>DWG. NO.</small> UD-100169
<small>CORE [REFERENCE] DRAWING</small>				SHEET 5 OF 2 REV. <b>3</b>